

Company Registration No. 197800490N

## EQ Insurance Company Limited

Annual Financial Statements  
31 December 2018



## **EQ Insurance Company Limited**

### **General information**

---

#### **Directors**

Leow Tze Wen  
Ng Tee Chuan  
Ng Tee Yen  
Sim Thiam Heng  
Tan Eng Seong Phillip  
Peter Ho Hak Ean (Appointed on 14 June 2018)

#### **Company Secretaries**

Sim Siew Kiang  
Sharimala Rasanayagam

#### **Registered Offices**

5 Maxwell Road #17-00 Tower Block  
MND Complex  
Singapore 069110

#### **Auditors**

Ernst & Young LLP

<b>Index</b>	<b>Pages</b>
Directors' statement	1
Independent auditor's report	3
Balance sheet	6
Statement of profit and loss	7
Statement of comprehensive income	8
Statement of changes in equity	9
Cash flow statement	10
Notes to the financial statements	11

## **EQ Insurance Company Limited**

### **Directors' statement**

**For the financial year ended 31 December 2018**

---

The directors are pleased in presenting their statement to the member together with the audited financial statements of EQ Insurance Company Limited (the "Company") for the financial year ended 31 December 2018.

### **Opinion of the directors**

In the opinion of the directors,

- (a) the accompanying balance sheet, statement of profit and loss, statement of comprehensive income, statement of changes in equity, and cash flow statement together with notes thereto are drawn up so as to give a true and fair view of the financial position of the Company as at 31 December 2018 and the financial performance, changes in equity and cash flows of the Company for the financial year ended on that date; and
- (b) at the date of this statement, there are reasonable grounds to believe that the Company will be able to pay its debts as and when they fall due.

### **Directors of the Company**

The directors of the Company in office at the date of this statement are:

Leow Tze Wen  
Ng Tee Chuan  
Ng Tee Yen  
Sim Thiam Heng  
Tan Eng Seong Phillip  
Peter Ho Hak Ean (Appointed on 14 June 2018)

### **Directors' interests in shares and debentures**

The following directors, who held office at the end of the financial year, had, according to the register of directors' shareholdings required to be kept under Section 164 of the Companies Act, Cap. 50 (the "Companies Act"), an interest in shares of the Company as stated below:

Name of director	Held in the name of director		Deemed interest	
	At the beginning of financial year	At the end of financial year	At the beginning of financial year	At the end of financial year
<b>Ultimate holding company</b>				
<b>Citystate Capital Asia Pte Ltd</b>				
Leow Tze Wen	1,591,670	1,591,670	29,092,578	32,161,003
Ng Tee Chuan	—	—	3,266,191	3,592,810
Tan Eng Seong Phillip	1,279,564	1,427,520	460,000	506,000
<b>Interest in Company - Ordinary shares</b>				
Leow Tze Wen	—	—	107,500,000	113,200,000

**EQ Insurance Company Limited**

**Directors' statement**

**For the financial year ended 31 December 2018**

---

**Directors' interests in shares and debentures (cont'd)**

There was no change in any of the abovementioned interest in the Company between the end of the financial year and the date of this statement.

No other directors who held office at the end of the financial year had an interest in shares or debentures of the Company.

Since the end of the previous financial year, no director has received or has become entitled to receive benefits under contracts required to be disclosed by Section 201(8) of the Companies Act other than those disclosed in Note 19 to the financial statements.

Neither at the end of the financial year, nor at any time during that financial year, did there subsist any arrangements, to which the Company is a party, whereby directors might acquire benefits by means of the acquisition of shares in, or debentures of, the Company or any other body corporate.

**Options**

There were no share options granted by the Company during the financial year.


No shares have been issued during the financial year by virtue of the exercise of options to take up unissued shares of the Company.

There were no unissued shares of the Company under option as at the end of financial year.

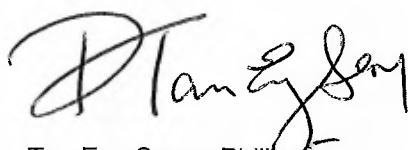
**Auditor**

Ernst & Young LLP have expressed their willingness to accept re-appointment as auditor.

On behalf of the Board of Directors:



Leow Tze Wen  
Director



Tan Eng Seong Phillip  
Director

Singapore  
26 March 2019

## **EQ Insurance Company Limited**

### **Independent auditor's report For the financial year ended 31 December 2018**

#### **Independent auditor's report to the member of EQ Insurance Company Limited**

---

### **Report on the audit of the financial statements**

#### **Opinion**

We have audited the financial statements of EQ Insurance Company Limited (the "Company"), which comprise the balance sheet as at 31 December 2018, the statement of profit and loss, statement of comprehensive income, statement of changes in equity and cash flow statement for the year then ended, and notes to the financial statements, including a summary of significant accounting policies.

In our opinion, the accompanying financial statements of the Company are properly drawn up in accordance with the provisions of the Companies Act, Chapter 50 (the Act) and Financial Reporting Standards in Singapore (FRSs) so as to give a true and fair view of the financial position of the Company as at 31 December 2018 and of the financial performance, changes in equity and cash flows of the Company for the year ended on that date.

#### **Basis for opinion**

We conducted our audit in accordance with Singapore Standards on Auditing (SSAs). Our responsibilities under those standards are further described in the Auditor's Responsibilities for the Audit of the Financial Statements section of our report. We are independent of the Company in accordance with the Accounting and Corporate Regulatory Authority (ACRA) Code of Professional Conduct and Ethics for Public Accountants and Accounting Entities (ACRA Code) together with the ethical requirements that are relevant to our audit of the financial statements in Singapore, and we have fulfilled our other ethical responsibilities in accordance with these requirements and the ACRA Code. We believe that the audit evidence we have obtained is sufficient and appropriate to provide a basis for our opinion.

#### **Other information**

Management is responsible for other information. The other information comprises the General Information and, Directors' Statement, which is included in pages 1 to 2.

Our opinion on the financial statements does not cover the other information and we do not express any form of assurance conclusion thereon.

In connection with our audit of the financial statements, our responsibility is to read the other information and, in doing so, consider whether the other information is materially inconsistent with the financial statements or our knowledge obtained in the audit or otherwise appears to be materially misstated. If, based on the work we have performed, we conclude that there is a material misstatement of this other information, we are required to report that fact. We have nothing to report in this regard.

## **EQ Insurance Company Limited**

### **Independent auditor's report**

**For the financial year ended 31 December 2018**

### **Independent auditor's report to the member of EQ Insurance Company Limited**

---

#### **Responsibilities of management and directors for the financial statements**

Management is responsible for the preparation of financial statements that give a true and fair view in accordance with the provisions of the Act and FRSs, and for devising and maintaining a system of internal accounting controls sufficient to provide a reasonable assurance that assets are safeguarded against loss from unauthorised use or disposition; and transactions are properly authorised and that they are recorded as necessary to permit the preparation of true and fair financial statements and to maintain accountability of assets.

In preparing the financial statements, management is responsible for assessing the Company's ability to continue as a going concern, disclosing, as applicable, matters related to going concern and using the going concern basis of accounting unless management either intends to liquidate the Company or to cease operations, or has no realistic alternative but to do so.

The directors' responsibilities include overseeing the Company's financial reporting process.

#### **Auditor's responsibilities for the audit of the financial statements**

Our objectives are to obtain reasonable assurance about whether the financial statements as a whole are free from material misstatement, whether due to fraud or error, and to issue an auditor's report that includes our opinion. Reasonable assurance is a high level of assurance, but is not a guarantee that an audit conducted in accordance with SSAs will always detect a material misstatement when it exists. Misstatements can arise from fraud or error and are considered material if, individually or in the aggregate, they could reasonably be expected to influence the economic decisions of users taken on the basis of these financial statements.

As part of an audit in accordance with SSAs, we exercise professional judgement and maintain professional skepticism throughout the audit. We also:

- Identify and assess the risks of material misstatement of the financial statements, whether due to fraud or error, design and perform audit procedures responsive to those risks, and obtain audit evidence that is sufficient and appropriate to provide a basis for our opinion. The risk of not detecting a material misstatement resulting from fraud is higher than for one resulting from error, as fraud may involve collusion, forgery, intentional omissions, misrepresentations, or the override of internal control.
- Obtain an understanding of internal control relevant to the audit in order to design audit procedures that are appropriate in the circumstances, but not for the purpose of expressing an opinion on the effectiveness of the Company's internal control.
- Evaluate the appropriateness of accounting policies used and the reasonableness of accounting estimates and related disclosures made by management.
- Conclude on the appropriateness of management's use of the going concern basis of accounting and, based on the audit evidence obtained, whether a material uncertainty exists related to events or conditions that may cast significant doubt on the Company's ability to continue as a going concern. If we conclude that a material uncertainty exists, we are required to draw attention in our auditor's report to the related disclosures in the financial statements or, if such disclosures are inadequate, to modify our opinion. Our conclusions are based on the audit evidence obtained up to the date of our auditor's report. However, future events or conditions may cause the Company to cease to continue as a going concern.

**EQ Insurance Company Limited**

**Independent auditor's report**

**For the financial year ended 31 December 2018**

**Independent auditor's report to the member of EQ Insurance Company Limited**

---

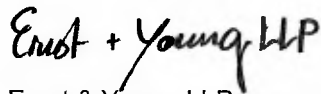
**Auditor's responsibilities for the audit of the financial statements (cont'd)**

- Evaluate the overall presentation, structure and content of the financial statements, including the disclosures, and whether the financial statements represent the underlying transactions and events in a manner that achieves fair presentation.

We communicate with the directors regarding, among other matters, the planned scope and timing of the audit and significant audit findings, including any significant deficiencies in internal control that we identify during our audit.

**Report on other legal and regulatory requirements**

In our opinion, the accounting and other records required by the Act to be kept by the have been properly kept in accordance with the provisions of the Act.



Ernst & Young LLP

Public Accountants and  
Chartered Accountants  
Singapore

26 March 2019

# EQ Insurance Company Limited

## Balance sheet

As at 31 December 2018

	Notes	2018 \$	2017 \$
<b>Non-current assets</b>			
Property and equipment	4	1,115,772	1,404,113
Investment securities	5	29,071,425	30,880,249
Reinsurers' share of insurance contract liabilities	12	9,953,881	6,801,585
Deferred tax assets – net	13	1,586,305	1,101,360
		41,727,383	40,187,307
<b>Current assets</b>			
Investment securities	5	10,856,507	10,462,123
Prepayments and deposits		473,008	478,476
Trade receivables	6	8,336,524	7,823,995
Amounts due from related companies	7	712,528	1,211,591
Other receivables	8	1,220,380	1,163,136
Cash, bank balances and deposits	9	73,702,139	63,322,090
Loans and receivables at amortised costs		83,971,571	73,520,812
		95,301,086	84,461,411
<b>Current liabilities</b>			
Trade payables	10	4,240,929	2,987,909
Amounts due to related companies	7	50,877	34,617
Other payables	11	3,443,881	3,578,689
Financial liabilities carried at amortised costs		7,735,687	6,601,215
<b>Net current assets</b>		87,565,399	77,860,196
<b>Non-current liabilities</b>			
Gross insurance contract liabilities	12	75,904,834	68,563,586
Contingency reserves		35,118	35,118
		75,939,952	68,598,704
<b>Net assets</b>		53,352,830	49,448,799
<b>Equity attributable to equity holder of the Company</b>			
Share capital	14	45,700,000	40,000,000
Fair value reserve		46,944	152,378
Accumulated profit		7,605,886	9,296,421
<b>Total equity</b>		53,352,830	49,448,799

The accompanying accounting policies and explanatory notes form an integral part of the financial statements.



**EQ Insurance Company Limited**

**Statement of profit and loss**

**For the financial year ended 31 December 2018**

	<b>Note</b>	<b>2018</b> \$	<b>2017</b> \$
Gross written premium		54,990,323	43,639,833
Reinsurers' share of gross premiums written		(5,218,717)	(5,045,247)
Gross change in reserve for unexpired risk - net of deferred acquisition cost	12(b)	(3,118,839)	(1,498,338)
Reinsurers' share of gross change in reserve for unexpired risk - net of deferred acquisition cost	12(b)	37,753	(365,018)
<b>Net earned premium</b>		<b>46,690,520</b>	<b>36,731,230</b>
Gross claims paid	12(a)	(29,848,442)	(24,709,261)
Reinsurers' share of gross claims paid	12(a)	2,297,756	(458,350)
Gross change in loss reserves		(4,222,409)	2,722,608
Reinsurers' share of gross change in loss reserves		3,114,543	(595,416)
<b>Net claims incurred</b>		<b>(28,658,552)</b>	<b>(23,040,419)</b>
Commission expense		(9,773,697)	(7,399,056)
Commission income		819,921	1,011,732
<b>Net commission</b>		<b>(8,953,776)</b>	<b>(6,387,324)</b>
<b>Other underwriting expenses</b>		<b>(2,100,969)</b>	<b>(2,089,920)</b>
<b>Underwriting profit from direct general insurance</b>		<b>6,977,223</b>	<b>5,213,567</b>
<b>Net underwriting results from reinsurance business (in run off)</b>	15	–	–
Investment and other income	16	1,474,075	4,276,456
Other operating expenses		(10,455,182)	(10,048,400)
<b>Loss before tax</b>	17	<b>(2,003,884)</b>	<b>(558,377)</b>
Taxation	18	463,349	580,137
<b>(Loss)/profit for the year</b>		<b>(1,540,535)</b>	<b>21,760</b>

*The accompanying accounting policies and explanatory notes form an integral part of the financial statements.*

**EQ Insurance Company Limited**

**Statement of comprehensive income  
For the financial year ended 31 December 2018**

---

	<b>2018</b>	<b>2017</b>
	<b>\$</b>	<b>\$</b>
<b>(Loss)/profit for the year</b>	<b>(1,540,535)</b>	<b>21,760</b>
<hr/>		
<b>Other comprehensive income:</b>		
<i>Item that may be subsequently reclassified to profit or loss:</i>		
Changes in value of available-for-sale financial assets:		
Net fair value (losses) on available-for-sale financial assets	(127,030)	(25,160)
Income tax relating to components of other comprehensive income	21,596	4,277
	<hr/>	
<b>Other comprehensive loss for the year, net of tax</b>	<b>(105,434)</b>	<b>(20,883)</b>
	<hr/>	
<b>Total comprehensive (loss)/income for the year</b>	<b>(1,645,969)</b>	<b>877</b>
	<hr/> <hr/>	

*The accompanying accounting policies and explanatory notes form an integral part of the financial statements.*

**EQ Insurance Company Limited**

**Statement of changes in equity  
For the financial year ended 31 December 2018**

	Share capital \$	Reserves		Total \$
		Fair value reserve \$	Accumulated profit \$	
Balance as at 1 January 2018	40,000,000	152,378	9,296,421	49,448,799
Issuance of shares	5,700,000	—	—	5,700,000
Profit, net of tax	—	—	(1,540,535)	(1,540,535)
Dividend paid during the year*	—	—	(150,000)	(150,000)
Other comprehensive loss for the year, net of tax	—	(105,434)	—	(105,434)
Movement during the year	5,700,000	(105,434)	(1,690,535)	3,904,031
Balance as at 31 December 2018	45,700,000	46,944	7,605,886	53,352,830
Balance as at 1 January 2017	39,500,000	173,261	9,274,661	48,947,922
Issuance of shares	500,000	—	—	500,000
Profit, net of tax	—	—	21,760	21,760
Other comprehensive loss for the year, net of tax	—	(20,883)	—	(20,883)
Movement during the year	500,000	(20,883)	21,760	500,877
Balance as at 31 December 2017	40,000,000	152,378	9,296,421	49,448,799

\* Interim one-tier tax exempt dividend of 0.13 cents per ordinary shares (2017: nil)

*The accompanying accounting policies and explanatory notes form an integral part of the financial statements.*

**EQ Insurance Company Limited**

**Cash flow statement**

**For the financial year ended 31 December 2018**

	<b>2018</b>	<b>2017</b>
	<b>\$</b>	<b>\$</b>
<b>Cash flows from operating activities:</b>		
Loss before tax	(2,003,884)	(558,377)
Adjustments for:		
Change in insurance contract liabilities - net	4,188,952	(263,836)
Increase in contingency reserves	—	15,045
Depreciation of property and equipment	459,216	399,536
Loss on disposal of property and equipment	3,028	657
Dividend income from investment securities	(676,024)	(545,791)
Net realised gains on sale of investment securities	(337,556)	(420,822)
Net unrealised loss/(gains) on held-for-trading investments	1,544,704	(1,313,954)
Amortisation of premiums on held-to-maturity investments - net	14,747	10,329
Interest income	(1,783,738)	(1,789,101)
<b>Operating cash flows before change in working capital</b>	<b>1,409,445</b>	<b>(4,466,314)</b>
Changes in working capital		
Increase in receivables, prepayments and deposits	(31,246)	(2,965,158)
Increase in payables	984,472	360,924
<b>Cash flows from operations</b>	<b>2,362,671</b>	<b>(7,070,548)</b>
Income tax paid	—	(1,625)
<b>Net cash flows generated from/(used in) operating activities</b>	<b>2,362,671</b>	<b>(7,072,173)</b>
<b>Cash flows from investing activities</b>		
Purchase of property and equipment	(173,903)	(425,390)
Proceeds from sale of investment securities - net	65,515	2,817,833
Interest received	1,749,742	1,920,037
Dividend received from investment securities	676,024	545,791
(Placements)/withdrawals in deposits	(6,675,006)	4,218,495
<b>Net cash flows (used in)/generated from investing activities</b>	<b>(4,357,628)</b>	<b>9,076,766</b>
<b>Cash flows from financing activity</b>		
Issuance of shares	5,700,000	500,000
<b>Net cash generated from financing activity</b>	<b>5,700,000</b>	<b>500,000</b>
<b>Net increase in cash and cash equivalents</b>	<b>3,705,043</b>	<b>2,504,593</b>
Cash and cash equivalents at beginning of year	6,674,163	4,169,570
<b>Cash and cash equivalents at end of year (Note 9)</b>	<b>10,379,206</b>	<b>6,674,163</b>

*The accompanying accounting policies and explanatory notes form an integral part of the financial statement.*

## **EQ Insurance Company Limited**

### **Notes to the financial statements For the financial year ended 31 December 2018**

---

#### **1. Corporate information**

EQ Insurance Company Limited (the "Company") is a limited liability company incorporated and domiciled in Singapore. Its registered office is located at 5 Maxwell Road #17-00 Tower Block, MND Complex, Singapore 069110. The immediate holding company is Citystate Insurance Holdings Pte Ltd and the ultimate holding company is Citystate Capital Asia Pte Ltd.

The Company has been granted a license to carry out general insurance business in Singapore by the Monetary Authority of Singapore.

The principal activity of the Company is underwriting general insurance. There has been no significant change in the nature of this activity during the financial year.

#### **2. Summary of significant accounting policies**

##### **2.1 Basis of preparation**

The financial statements of the Company, which are presented in Singapore dollars (\$), have been prepared in accordance with Singapore Financial Reporting Standards ("FRS") as required by the Companies Act (Cap. 50).

The preparation of the financial statements in conformity with FRS requires the use of certain critical accounting estimates. It also requires management to exercise its judgement in the process of applying the Company's accounting policies. The areas involving a higher degree of judgement or complexity, or areas where assumptions and estimates are significant to the financial statements are disclosed in Note 3.

The financial statements have been prepared on the historical cost basis except as disclosed in the accounting policies below.

##### **2.2 Changes in accounting policies**

The accounting policies adopted are consistent with those of the previous financial year except in the current financial year, the Company has adopted all the new and revised standards and Interpretations of FRS (INT FRS) that are effective for annual periods beginning on or after 1 January 2018. The adoption of these standards and interpretations did not have any significant effect on the financial performance or position of the Company.

The effect of adoption of Amendments to FRS 104 *Applying FRS 109 Financial Instruments with FRS 104 Insurance Contracts* is as follows:

The amendments introduce two alternative options for entities issuing contracts within the scope of FRS 104, notably a temporary exemption and an overlay approach. The temporary exemption enables eligible entities to defer the implementation date of FRS 109 for annual periods beginning before 1 January 2021 at the latest.

**2. Summary of significant accounting policies (cont'd)**

**2.2 Changes in accounting policies (cont'd)**

The effect of adoption of Amendments to FRS 104 *Applying FRS 109 Financial Instrument with FRS 104 Insurance Contracts* is as follows (cont'd):

An entity may apply the temporary exemption from FRS 109 if: (i) it has not previously applied any version of FRS 109 and (ii) its activities are predominantly connected with insurance on its annual reporting date that immediately precedes 1 April 2016. If there is a change in the entity's activities:

- (a) an entity that previously qualified for the temporary exemption from FRS 109 shall reassess whether its activities are predominantly connected with insurance at a subsequent annual reporting date; and
- (b) an entity that previously did not qualify for the temporary exemption from FRS 109 is permitted to reassess whether its activities are predominantly connected with insurance at a subsequent annual reporting date before 31 December 2018. The overlay approach allows an entity applying FRS 109 to reclassify between profit or loss and other comprehensive income an amount that results in the profit or loss at the end of the reporting period for the designated financial assets being the same as if an entity had applied FRS 39 to these designated financial assets.

An entity can apply the temporary exemption from FRS 109 for annual periods beginning on or after 1 January 2018. An entity may start applying the overlay approach when it applies FRS 109 for the first time.

During the financial year, the Company applied the temporary exemption from FRS 109 *Financial Instruments* as permitted by the Amendments to FRS 104 *Insurance Contracts: Applying FRS 109 Financial Instruments with FRS 104 Insurance Contracts* which is effective for annual periods beginning on or after 1 January 2018. The temporary exemption permits the Company to continue applying FRS 39 rather than FRS 109 for annual periods beginning before 1 January 2021.

The Company concluded that it qualified for the temporary exemption from FRS 109 as the Company has not previously applied any versions of FRS 109 and its activities are predominantly connected with insurance at annual reporting date that immediately precedes 1 April 2016 (i.e. 31 December 2015). As at 31 December 2015, the Company's gross liabilities arising from contracts within the scope of FRS 104 represented 96% of the total carrying amount of all its liabilities. Since 31 December 2015, there has been no change in the activities of the Company that requires reassessment of the use of the temporary exemption.

The table below presents an analysis of the fair value of classes of financial assets as at 31 December 2018, as well as the corresponding change in fair value during the financial year. The financial assets are divided into two categories:

- Assets for which their contractual cash flows represent solely payments of principal and interest ("SPPI"), excluding any financial assets that are held for trading or that are managed and whose performance is evaluated on a fair value basis; and
- All financial assets other than those specified in SPPI above (i.e. those for which contractual cash flows do not represent SPPI, assets that are held for trading and assets that are managed and whose performance is evaluated on a fair value basis).

**EQ Insurance Company Limited****Notes to the financial statements  
For the financial year ended 31 December 2018****2. Summary of significant accounting policies (cont'd)****2.2 Changes in accounting policies (cont'd)**

The effect of adoption of Amendments to FRS 104 *Applying FRS 109 Financial Instruments with FRS 104 Insurance Contracts* is as follows: (cont'd)

The fair value as at 31 December 2018 and fair value change of the Company's financial assets during the year, based on the classification in accordance with FRS 109, is as follows:

31 December 2018	SPPI financial assets		Other financial assets	
	Fair value \$	Fair value change \$	Fair value \$	Fair value change \$
Investment securities	26,553,125	(192,280)	13,374,807	(1,633,454)
Due from insured, agents and brokers	8,113,349	—	—	—
Due from reinsurers	223,175	—	—	—
Other assets*	2,139,618	—	—	—
Cash, bank balances and deposits	73,702,139	—	—	—
<b>Total</b>	<b>110,731,406</b>	<b>(192,280)</b>	<b>13,374,807</b>	<b>(1,633,454)</b>

\* Excluding prepayments amounting to \$266,298.

Refer to the table as disclose in Note 20(d) that shows the carrying amount of the SPPI assets included in the table above by credit risk rating grades. The carrying amount is measured in accordance with FRS 39 although this is prior to any impairment allowance for those measured at amortised cost.

As at 31 December 2018, the fair value of financial assets that do not have low credit risk was \$32,859,219 (2017: \$4,601,465).

**2.3 Standards issued but not yet effective**

The Company has not adopted the following standards applicable to the Company that have been issued but not yet effective:

Description	Effective for annual periods beginning on or after
FRS 116 <i>Leases</i>	1 January 2019
FRS 117 <i>Insurance Contracts</i>	1 January 2021

**2. Summary of significant accounting policies (cont'd)**

**2.3 Standards issued but not yet effective (cont'd)**

*FRS 116 Leases*

FRS 116 requires lessees to recognise most leases on balance sheets. The standard includes two recognition exemptions for lessees - leases of 'low value' assets and short-term leases. FRS 116 is effective for annual periods beginning on or after 1 January 2019. At commencement date of a lease, a lessee will recognise a liability to make a lease payment (i.e. the lease liability) and an asset representing the right to use the underlying asset during the lease term (i.e. the right-of-use asset). Lessees will be required to separately recognise the interest expense on the lease liability and the depreciation expense on the right-of-use asset.

The Company plans to adopt FRS 116 retrospectively with the cumulative effect of initially applying the standard as an adjustment to the opening retained earnings at the date of initial application, 1 January 2019. On the adoption of FRS 116, the Company expects to choose, on a lease-by-lease basis, to measure the right-of-use asset at either:

- (a) its carrying amount as if FRS 116 had been applied since the commencement date, but discounted using the lessee's incremental borrowing rate as of 1 January 2019; or
- (b) an amount equal to the lease liability, adjusted by the amount of any prepaid or accrued lease payments relating to that lease recognised in the statement of financial position immediately before 1 January 2019.

In addition, the Company plans to elect the following practical expedients:

- not to reassess whether a contract is, or contains a lease at the date of initial application and to apply FRS 116 to all contracts that were previously identified as leases.
- to apply the exemption not to recognise right-of-use asset and lease liabilities to leases for which the lease term ends within 12 months as of 1 January 2019.

The Company has performed a preliminary impact assessment based on currently available information, and the assessment may be subject to changes arising from ongoing analysis until the Company adopts FRS 116 in 2019. On the adoption of FRS 116, the Company expects to recognise right-of-use assets of SGD1,065,312 and lease liabilities of SGD1,065,312 for its leases previously classified as operating leases as of 1 January 2019.



**2. Summary of significant accounting policies (cont'd)**

**2.3 Standards issued but not yet effective (cont'd)**

*FRS 117 Insurance Contracts*

In March 2018, Accounting Standards Council Singapore ("ASC") issued FRS 117 *Insurance Contracts*, a comprehensive new accounting standard for insurance contracts covering recognition and measurement, presentation and disclosure. FRS 117 provides a comprehensive model (the general model) for insurance contracts, supplemented by the variable fee approach for contracts with direct participation features that are substantially investment-related service contracts, and the premium allocation approach mainly for short duration which typically applies to certain non-life insurance contracts.

The overall objective of FRS 117 is to provide an accounting model for insurance contracts that is more useful and consistent for insurers. In contrast to the requirements in FRS 104 *Insurance Contracts*, which are largely based on grandfathering previous local accounting policies, FRS 117 provides a comprehensive model, supplemented by:

- a specific adaptation for contracts with direct participation features (the variable fee approach); and
- a simplified approach (the premium allocation approach) mainly for short-duration contracts

FRS 117 effective for annual reporting periods beginning on or after 1 January 2021\*, with comparative figures required. Retrospective application is required. However, if full retrospective application for a group of insurance contracts is impracticable, then the entity is required to choose either a modified retrospective approach or a fair value approach.

The Company is evaluating the impact of the new standard on its financial statements and related disclosures and plans to adopt the new standard on the required effective date.

- \* In November 2018, International Accounting Standard Board announced a proposed one-year delay to the effective date of IFRS 17 to reporting periods beginning on or after 1 January 2022.

**2.4 Foreign and functional currency**

The management has determined the currency of the primary economic environment in which the Company operates, i.e. the functional currency, to be Singapore dollars. Premium income, insurance claims and major operating expenses are primarily influenced by fluctuations in Singapore dollars.

Transactions in foreign currencies are translated to the functional currency of the Company and are recorded on initial recognition at exchange rates approximating those ruling at the transaction dates. Monetary assets and liabilities denominated in foreign currencies are translated at the closing rate of exchange ruling at the balance sheet date. Non-monetary items that are measured in terms of historical cost in a foreign currency are translated using the exchange rates as at the dates of the initial transactions. Non-monetary items are measured at fair value in a foreign currency and are translated using the exchange rates at the date when the fair value was determined.

Exchange differences arising on the settlement of monetary items or on translating monetary items at the balances sheet date are recognised in the profit or loss account.

**2. Summary of significant accounting policies (cont'd)**

**2.5 *Product classification***

All the Company's existing products are insurance contracts as defined in FRS 104. Insurance contracts are defined as those containing significant insurance risk at the inception of the contract, or where at inception of the contract there is a scenario with commercial substance where the level of insurance risk may be significant over time. The significance of insurance risk is dependent on both the probability of an insurance event and the magnitude of its potential effect.

Once a contract has been classified as an insurance contract, it remains an insurance contract for the remainder of its lifetime, even if the insurance risk reduces significantly during the period.

**2.6 *Property and equipment***

All items of property and equipment are initially recorded at cost. Such cost includes the cost of replacing part of the property and equipment and borrowing costs that are directly attributable to the acquisition, construction or production of a qualifying property, property and equipment. The cost of an item of property and equipment is recognised as an asset if, and only if, it is probable that future economic benefits associated with them will flow to the Company and the cost of the item can be measured reliably.

Subsequent to recognition, property and equipment are stated at cost less accumulated depreciation. Depreciation of the property and equipment is calculated to write-off the cost of assets over their estimated useful lives, except for depreciation of motor vehicles which is calculated to write-off the cost of the motor vehicle less its scrap value at the end of 5 years.

Furniture and fittings, office equipment and computers	- 5 to 10 years
Office renovation	- 5 years
Motor vehicles	- 5 years (to scrap value)

The residual value, useful life and depreciation method are reviewed at each financial year-end, and adjusted prospectively, if appropriate.

An item of property and equipment is derecognised upon disposal or when no future economic benefits are expected from its use or disposal.

Gains or losses on disposals are determined by comparing proceeds with carrying amount and are included in the profit or loss in the year the asset is derecognised.

**2. Summary of significant accounting policies (cont'd)**

**2.7 *Impairment of non-financial assets***

The Company assesses at each reporting date whether there is an indication that an asset may be impaired. If any such indication exists, or when an annual impairment assessment for an asset is required, the Company makes an estimate of the asset's recoverable amount. Where the carrying amount of an asset exceeds its recoverable amount, the asset is written down to its recoverable amount.

An asset's recoverable amount is the higher of an asset's or cash-generating unit's fair value less costs to sell and its value in use and is determined for an individual asset, unless the asset does not generate cash inflows that are largely independent of those from other assets or group of assets. Where the carrying amount of an asset exceeds its recoverable amount, the asset is written down to its recoverable amount. In assessing value in use, the estimated future cash flows expected to be generated by the asset are discounted to their present value using a pre-tax discount rate that reflects current market assessments of the time value of money and the risks specific to the asset. In determining fair value less costs to sell, recent market transactions are taken into account, if available. If no such transactions can be identified, an appropriate valuation model is used.

Impairment losses are recognised in profit or loss except for assets that are previously revalued where the revaluation was taken to other comprehensive income. In this case, the impairment is also recognised in other comprehensive income up to the amount of any previous revaluation.

An assessment is made at each reporting date as to whether there is any indication that previously recognised impairment losses may no longer exist or may have decreased. If such indication exists, the Company estimates the asset's or cash-generating unit's recoverable amount. A previously recognised impairment loss is reversed only if there has been a change in the estimates used to determine the asset's recoverable amount since the last impairment loss was recognised. If that is the case, the carrying amount of the asset is increased to its recoverable amount. That increase cannot exceed the carrying amount that would have been determined, net of depreciation, had no impairment loss been recognised previously. Such reversal is recognised in profit or loss unless the asset is measured at revalued amount, in which case the reversal is treated as a revaluation increase.

**2.8 *Cash and cash equivalents***

Cash and cash equivalents comprise cash at bank and on hand, and short-term bank deposits that are readily convertible to known amount of cash, with original maturities of three months or less, and which are subject to an insignificant risk of changes in value but excludes deposits held on behalf of policyholders.

**2. Summary of significant accounting policies (cont'd)**

**2.9 Provisions**

Provisions are recognised when the Company has a present obligation (legal or constructive) as a result of a past event, it is probable that an outflow of economic resources embodying economic benefits will be required to settle the obligation and the amount of the obligation can be estimated reliably.

Provisions are reviewed at each balance sheet date and adjusted to reflect the current best estimate. If it is no longer probable that an outflow of economic resources will be required to settle the obligation, the provision is reversed.

**2.10 Insurance contract liabilities**

Insurance contract liabilities are recognised when contracts are entered into and premiums are charged. These liabilities are discounted for the time value of money and include provision for unearned premiums, unexpired risk and inadequate premium levels and outstanding claims including claims incurred but not reported. The liability is derecognised when the liability expires, is discharged or is cancelled.

**(a) Premium liabilities - Reserve for unexpired risks**

Reserve for unexpired risks comprises the sum of unearned premium reserves and premium deficiency reserves.

The unearned premium reserves in respect of direct insurance and facultative policies except for marine cargo, is calculated using the 1/365 method, whereas the unearned premium reserves in respect of marine cargo and treaty reinsurance business is calculated using either 25% and 40% of net written premiums, respectively.

Premium deficiency reserves are derived using actuarial methods on loss statistics and are recognised when the expected value of claims and expenses attributable to the unexpected periods of policies in force at the balance sheet date for any line of business exceeds the unearned premium reserves in relation to such policies.

Reserve for unexpired risks are compared with the report issued by a qualified actuary on a yearly basis.

**(b) Claims liabilities - Loss reserves**

Provision is made for the estimated cost of all claims notified but not settled at the balance sheet date, less reinsurance recoveries, using the best information available at the time. Provision is also made for claims incurred but not reported ("IBNR") at the balance sheet date based on historical claims experience, modified for variations in expected future settlement, as well as direct and indirect claims expenses.

Loss reserves are compared with the report issued by the Certifying Actuary, which is prepared for a valuation of the claims liabilities at best central estimates on a yearly basis.

**2. Summary of significant accounting policies (cont'd)**

**2.10 Insurance contract liabilities (cont'd)**

**(c) Deferred acquisition cost ("DAC")**

Commission costs incurred during the financial period that vary with and are related to securing new insurance contracts and or renewing existing insurance contracts, but which relates to subsequent financial period, are deferred to the extent that they are recoverable out of future premiums. DAC is calculated using the 1/365 method on actual commission. All other acquisition costs are recognised as an expense when incurred.

An impairment review is performed at each reporting date and, if required, the carrying value is written down to the recoverable amount.

**(d) Reinsurance**

The Company cedes reinsurance in the normal course of business for the purpose of limiting its losses. Reinsurance arrangements do not relieve the Company from its direct obligations to its policyholders. Premiums ceded and reinsurance claims recoveries are presented in the balance sheet and profit and loss account on a gross basis.

Ceded reinsurance arrangements do not relieve the Company from its obligations to policyholders.

Reinsurance premiums ceded are deferred and recognised as an expense in accordance with the pattern of reinsurance premiums received. Reinsurance claims recoveries are recognised consistently with the underlying claim.

Amounts recoverable from reinsurers are assessed for impairment at each reporting date. Such assets are deemed impaired if, and only if, there is objective evidence, as a result of an event that occurred after its initial recognition, that the Company may not recover all amounts due and that the event has a reliably measurable impact on the amounts that the Company will receive from the reinsurer. The impairment loss is recognised in profit or loss.

Reinsurance assets comprise reinsurers' share of insurance contract provisions. The amounts recognised as reinsurers' share of insurance contract provisions are measured on a basis that is consistent with the measurement of the provisions held in respect of the related insurance contracts.

Reinsurance assets or liabilities are derecognised when the contractual right are extinguished or expired or when the contract is transferred to another party.

**2. Summary of significant accounting policies (cont'd)**

**2.10 Insurance contract liabilities (cont'd)**

(e) *Liability adequacy test*

At each reporting date, the Company reviews its unexpired risks and a liability adequacy test is performed to determine whether there is any overall excess of expected claims over unearned premiums. This calculation uses current estimates of future contractual cash flows (taking into consideration current loss ratios) after taking account of any loss adjustor's expenses. If these estimates show that the carrying amount of the unearned premiums is inadequate, the deficiency is recognised in profit or loss by setting up a provision for liability adequacy.

**2.11 Employee benefits**

(a) *Defined contribution plan*

As required by law, the Company makes contribution to the state pension scheme, the Central Provident Fund ("CPF"). CPF contributions are recognised in compensation expense in the same period as the employment that gives rise to the contribution.

(b) *Employee leave entitlement*

Employee entitlements to annual leave are recognised when they accrue to the employees. A provision is made for the estimated liability as a result of service rendered by employees up to the end of the reporting date.

**2.12 Revenue and expense recognition**

(a) *Premium income*

Gross written premiums are recognised at the time of commencement of the risk or, in the case of reinsurance, it is taken up in the insurance underwriting account based on reinsurance closings received up to the time of closing of the books, and earned over the term of the related policy coverage.

Premiums on long-term policies are recognised at the commencement of contract and premiums not relating to the current financial year have been adjusted for as long term unexpired risk.

(b) *Investment income*

Dividend income is recognised when the Company's right to receive dividend payment is established. Interest income is accounted for on an accrual basis using the effective interest method. Profits or losses on disposal of investments are taken to profit or loss.

**2. Summary of significant accounting policies (cont'd)**

**2.12 Revenue and expense recognition (cont'd)**

(c) *Commission expense*

Commission expenses are paid or payable to intermediaries (brokers/agents) upon acquiring new and renewal insurance business and are recognised as expense in profit and loss.

(d) *Commission income*

Commission income comprises reinsurance commissions received or receivable from reinsurers and is recognised as income in the profit and loss.

**2.13 Trade and other receivables**

Trade and other receivables comprise receivables related to insurance contracts and include amounts due from policyholders, agents and insurers. Trade and other receivables are carried at amortised cost using the effective interest method. Bad debts are written off when identified and specific provisions for impairment are made for those debts considered to be doubtful.

An allowance is made for uncollectible amounts when there is objective evidence that the Company will not be able to collect the debt.

**2.14 Trade and other payables**

Liabilities for trade and other amounts payable, including amounts due to related parties, are initially recorded at fair value and subsequently measured at amortised cost using the effective interest method.

Gains and losses are recognised in the profit or loss when the liabilities are derecognised as well as through the amortisation process.

**2.15 Taxes**

(a) *Current income tax*

Current tax assets and liabilities for the current and prior periods are measured at the amount expected to be recovered from or paid to the tax authorities. The tax rates and tax laws used to compute the amount are those that are enacted or substantively enacted by the reporting date, in the countries where the Company operates and generates taxable income.

Current income taxes are recognised in profit or loss except to the extent that the tax relates to items recognised outside profit or loss, either in other comprehensive income or directly in equity. Management periodically evaluates positions taken in the tax returns with respect to situations in which applicable tax regulations are subject to interpretation and establishes provisions where appropriate.

**2. Summary of significant accounting policies (cont'd)**

**2.15 Taxes (cont'd)**

**(b) Deferred tax**

Deferred income tax is provided, using the liability method, on all temporary differences at the balance sheet date between the tax bases of assets and liabilities and their carrying amounts for financial reporting purposes.

Deferred tax liabilities are recognised for all taxable temporary differences.

Deferred tax assets are recognised for all deductible temporary differences, carry forward of unused tax assets and unused tax losses, to the extent that it is probable that taxable profit will be available against which the deductible temporary differences, carry forward of unused tax assets and unused losses can be utilised.

The carrying amount of deferred income tax assets is reviewed at each balance sheet date and reduced to the extent that it is no longer probable that sufficient taxable profit will be available to allow all or part of the deferred income tax asset to be utilised. Unrecognised deferred income tax assets are reassessed at each balance sheet date and are recognised to the extent that it has become probable that future taxable profit will allow the deferred tax asset to be recovered.

Deferred tax assets and liabilities are measured at the tax rates that are expected to apply in the year when the asset is realised or the liability is settled, based on tax rates (and tax laws) that have been enacted or substantively enacted at each reporting date.

Deferred taxes are recognised in the statement of profit and loss except that deferred tax relating to items recognised directly in equity is recognised directly in equity.

Deferred tax assets and deferred tax liabilities are offset, if a legally enforceable right exists to set off current tax assets against current tax liabilities and the deferred taxes relate to the same taxable entity and the same taxation authority.

**2.16 Claims**

General insurance claims incurred include all claims occurring during the year, whether reported or not, including the related handling costs and reduction for the value of salvage, other recoveries and any adjustments to claims outstanding from prior years.



**2. Summary of significant accounting policies (cont'd)**

**2.17 Financial instruments**

**(a) Financial assets**

Initial recognition and measurement

Financial assets are recognised on the balance sheet when, and only when, the Company becomes a party to the contractual provisions of the financial instrument. The Company determines the classification of its financial assets at initial recognition.

When financial assets are recognised initially, they are measured at fair value, plus, in the case of financial assets not at fair value through profit or loss, directly attributable transaction costs.

Subsequent measurement

The subsequent measurement of financial assets depends on their classification as follows:

**(i) Financial assets at fair value through profit or loss**

Financial assets at fair value through profit or loss include financial assets held for trading and financial assets designated upon initial recognition at fair value through profit or loss. Financial assets held for trading are derivatives (including separated embedded derivatives) or financial assets acquired principally for the purpose of selling in the near term.

Subsequent to initial recognition, financial assets at fair value through profit or loss are measured at fair value. Any gains or losses arising from changes in fair value of the financial assets are recognised in the profit or loss. Net gains or net losses on financial assets at fair value through profit or loss include exchange differences, interest and dividend income.

**(ii) Loans and receivables**

Non-derivative financial assets with fixed or determinable payments that are not quoted in an active market are classified as loans and receivables. Subsequent to initial recognition, loans and receivables are measured at amortised cost using the effective interest method. Gains and losses are recognised in the income statement when the loans and receivables are derecognised or impaired, and through the amortisation process.

Loan and receivables comprise cash, bank balances and deposits, other receivables, amount due from related companies and trade receivables.

**(iii) Held-to-maturity investments**

Non-derivative financial assets with fixed or determinable payments and fixed maturity are classified as held-to-maturity when the Company has the positive intention and ability to hold the investment to maturity. Subsequent to initial recognition, held-to-maturity investments are measured at amortised cost using the effective interest method. Gains and losses are recognised in the income statement when the held-to maturity investments are derecognised or impaired, and through the amortisation process.

**2. Summary of significant accounting policies (cont'd)**

**2.17 Financial instruments (cont'd)**

**(a) Financial assets (cont'd)**

Subsequent measurement (cont'd)

**(iv) Available-for-sale financial assets**

The available-for-sale financial assets are initially recognised at cost, being the fair value of the consideration given and including incremental acquisition changes associated with the investment.

Available-for-sale financial assets include equity and debt securities. Equity investments classified as available-for-sale are those, which are neither classified as held for trading nor designated at fair value through profit or loss. Debt securities in this category are those which are intended to be held for an indefinite period of time and which may be sold in response to needs for liquidity or in response to changes in the market conditions.

After initial recognition, available-for-sale financial assets are subsequently measured at fair value. Any gains or losses from changes in fair value of the financial asset are recognised directly in other comprehensive income, except that impairment losses, foreign exchange gains and losses on monetary instruments and interest calculated using the effective interest method are recognised in profit or loss. The cumulative gain or loss previously recognised in other comprehensive income is reclassified from equity to profit or loss as a reclassification adjustment when the financial asset is derecognised.

Investments in equity instruments whose fair value cannot be reliably measured are measured at cost less impairment loss.

De-recognition

A financial asset is derecognised where the contractual right to receive cash flows from the asset has expired. On derecognition of a financial asset in its entirety, the difference between the carrying amount and the sum of the consideration received and any cumulative gain or loss that has been recognised directly in equity is recognised in the profit or loss.

All regular way purchases and sales of financial assets are recognised or derecognised on the trade date i.e. the date that the Company commits to purchase or sell the asset. Regular way purchases or sales are purchases or sales of financial assets that require delivery of assets within the period generally established by regulation or convention in the marketplace concerned.

**2. Summary of significant accounting policies (cont'd)**

**2.17 Financial instruments (cont'd)**

(b) *Financial liabilities*

Initial recognition and measurement

Financial liabilities are recognised when, and only when, the Company becomes a party to the contractual provisions of the financial instrument. The Company determines the classification of its financial liabilities at initial recognition.

All financial liabilities are recognised initially at fair value and in the case of financial liabilities not at fair value through profit or loss, directly attributable transaction costs.

Subsequent measurement

The measurement of financial liabilities depends on their classifications as follows:

(i) *Financial liabilities at fair value through profit or loss*

Financial liabilities at fair value through profit or loss include financial liabilities held-for-trading. Financial liabilities are classified as held-for-trading if they are acquired for the purpose of selling in the near term. This category includes derivative financial instruments entered into by the Company that are not designated as hedging instruments in hedge relationships. Separated embedded derivatives are also classified as held-for-trading unless they are designated as effective hedging instruments.

Subsequent to initial recognition, financial liabilities at fair value through profit or loss are measured at fair value. Any gains or losses arising from changes in fair value of the financial liabilities are recognised in profit or loss.

The Company has not designated any financial liabilities upon initial recognition at fair value through profit or loss.

(ii) *Financial liabilities at amortised cost*

After initial recognition, financial liabilities that are not carried at fair value through profit or loss are subsequently measured at amortised cost using the effective interest rate method. Gains and losses are recognised in profit or loss when the liabilities are derecognised, and through the amortisation process.

De-recognition

A financial liability is derecognised when the obligation under the liability is discharged or cancelled or expired. When an existing financial liability is replaced by another from the same lender on substantially different terms or the terms of an existing liability are substantially modified, such an exchange or modification is treated as a de-recognition of the original liability and the recognition of a new liability, and the difference in the respective carrying amounts is recognised in profit or loss.

**2. Summary of significant accounting policies (cont'd)**

**2.17 Financial instruments (cont'd)**

**(c) Offsetting of financial instruments**

Financial assets and financial liabilities are offset and the net amount is presented in the balance sheets, when and only when, there is a currently enforceable legal right to set-off the recognised amounts and there is an intention to settle on a net basis, or to realise the assets and settle the liabilities simultaneously.

**2.18 Impairment of financial assets**

The Company assesses at each end of the reporting period whether there is any objective evidence that a financial asset is impaired. A financial asset is impaired if objective evidence indicated that a loss event has occurred after the initial recognition of the asset and that the loss event had a negative effect on the estimated future cash flows of that asset that can be estimated reliably.

*Financial assets carried at amortised cost*

For financial assets carried at amortised cost, the Company first assesses individually whether objective evidence of impairment exists individually for financial assets that are individually significant, or collectively for financial assets that are not individually significant. If the Company determines that no objective evidence of impairment exists for an individually assessed financial asset, whether significant or not, it includes the asset in a group of financial assets with similar credit risk characteristics and collectively assesses them for impairment. Assets that are individually assessed for impairment and for which an impairment loss is, or continues to be recognised are not included in a collective assessment of impairment.

If there is objective evidence that an impairment loss on financial assets carried at amortised cost has incurred, the amount of the loss is measured as the difference between the asset's carrying amount and the present value of estimated future cash flows discounted at the financial asset's original effective interest rate. The carrying amount of the asset is reduced through the use of an allowance account. The impairment loss is recognised in profit or loss.

When the asset becomes uncollectible, the carrying amount of impaired financial assets is reduced directly or if an amount was charged to the allowance account, the amounts charged to the allowance account are written off against the carrying value of the financial asset.

To determine whether there is objective evidence that an impairment loss on financial assets has been incurred, the Company considers factors such as the probability of insolvency or significant financial difficulties of the debtor and default or significant delay in payments.

If in a subsequent period, the amount of the impairment loss decreases and the decrease can be related objectively to an event occurring after the impairment was recognised, the previously recognised impairment loss is reversed to the extent that the carrying amount of the asset does not exceed its amortised cost at the reversal date. The amount of reversal is recognised in profit or loss.

**2. Summary of significant accounting policies (cont'd)**

**2.18 Impairment of financial assets (cont'd)**

*Financial assets carried at amortised cost (cont'd)*

(a) Financial assets carried at cost

If there is objective evidence (such as significant adverse changes in the business environment where the issuer operates, probability of insolvency or significant financial difficulties of the issuer) that an impairment loss on financial assets carried at cost has been incurred, the amount of the loss is measured as the difference between the asset's carrying amount and the present value of estimated future cash flows discounted at the current market rate of return for a similar financial asset. Such impairment losses are not reversed in subsequent periods.

(b) Available-for-sale financial assets

In the case of equity investments classified as available-for-sale, objective evidence of impairment include (i) significant financial difficulty of the issuer or obligor, (ii) information about significant changes with an adverse effect that have taken place in the technological, market, economic or legal environment in which the issuer operates, and indicates that the cost of the investment in equity instrument may not be recovered; and (iii) a significant or prolonged decline in the fair value of the investment below its costs. 'Significant' is to be evaluated against the original cost of the investment and 'prolonged' against the period in which the fair value has been below its original cost.

Significant or prolonged decline in fair value below cost, significant financial difficulties of the issuer or obligor, and the disappearance of an active trading market are considerations to determine whether there is objective evidence that investment securities classified as available-for-sale financial assets are impaired.

If an available-for-sale financial asset is impaired, an amount comprising the difference between its cost (net of any principal repayment and amortisation) and its current fair value, less any impairment loss previously recognised in profit or loss, is transferred from equity to profit or loss. Reversals of impairment losses in respect of equity instruments are not recognised in profit or loss. Reversals of impairment losses on debt instruments are recognised in profit or loss. If the increase in fair value of the debt instrument can be objectively related to an event occurring after the impairment loss was recognised in profit or loss.

As stated above, the Company records impairment charges on available-for-sale equity investments when there has been a significant or prolonged decline in the fair value below their cost. The determination of what is "significant" or "prolonged" requires judgment. In making this judgment, the Company evaluates, among other factors, historical share price movements and the duration and extent to which the fair value of an investment is less than its cost.

**2. Summary of significant accounting policies (cont'd)**

**2.18 *Impairment of financial assets (cont'd)***

**(b) Available-for-sale financial assets (cont'd)**

In the case of debts instruments classified as available-for-sale, impairment is assessed based on the same criteria as financial assets carried at amortised cost. However, the amount recorded for impairment is the cumulative loss measured as the difference between the amortised cost and the current fair value, less any impairment loss on that investment previously recognised in profit or loss. Future interest income continues to be accrued based on the reduced carrying amount of the asset, using the rate of interest used to discount the future cash flows for the purpose of measuring the impairment loss. The interest income is recorded as part of finance income. If, in a subsequent year, the fair value of a debt instrument increases and the increases can be objectively related to an event occurring after the impairment loss was recognised in profit or loss, the impairment loss is reversed in profit or loss.

**2.19 *Leases***

Finance leases, which transfer to the Company substantially all the risks and rewards incidental to ownership of the leased item, are capitalised at the inception of the lease at the fair value of the leased asset or, if lower, at the present value of the minimum lease payments. Any initial direct costs are also added to the amount capitalised. Lease payments are apportioned between the finance charges and reduction of the lease liability so as to achieve a constant rate of interest on the remaining balance of the liability. Finance charges are charged to profit or loss. Contingent rents, if any, are charged as expenses in the periods in which they are incurred.

Capitalised leased assets are depreciated over the shorter of the estimated useful life of the asset and the lease term, if there is no reasonable certainty that the Company will obtain ownership by the end of the lease term.

Operating lease payments are recognised as an expense in profit or loss on a straight-line basis over the lease term. The aggregate benefit of incentives provided by the lessor is recognised as a reduction of rental expense over the lease term on a straight-line basis.

**2.20 *Share capital and share issuance expenses***

Proceeds from issuance of ordinary shares are recognised as share capital in equity. Incremental costs directly attributable to the issuance of ordinary shares are deducted against share capital.

**2. Summary of significant accounting policies (cont'd)**

**2.21 Events after the reporting date**

Post year-end events that provide additional information about the Company's position at the reporting date (adjusting events) are reflected in the financial statements. Post year-end events that are not adjusting events are disclosed in the financial statements when material.

**2.22 Related parties**

A related party is defined as follows:

- (a) A person or a close member of that person's family is related to the Company if that person:
  - (i) has control or joint control over the Company;
  - (ii) has significant influence over the Company; or
  - (iii) is a member of the key management personnel of the Company or of a parent of the head office of the Company
- (b) An entity is related to the Company if any of the following conditions applies:
  - (i) the entity and the Company are members of the same group (which means that each parent, subsidiary and fellow subsidiary is related to the others);
  - (ii) one entity is an associate or joint venture of the other entity (or an associate or joint venture of a member of a group of which the other entity is a member);
  - (iii) both entities are joint ventures of the same third party;
  - (iv) one entity is a joint venture of a third entity and the other entity is an associate of the third entity;
  - (v) the entity is a post-employment benefit plan for the benefit of employees of either the Company or an entity related to the Company. If the Company is itself such a plan, the sponsoring employers are also related to the Company;
  - (vi) the entity is controlled or jointly controlled by a person identified in (a); or
  - (vii) a person identified in (a) (i) has significant influence over the entity or is a member of the key management personnel of the entity (or of a parent of the entity).

**3. Significant accounting judgements and estimates**

The preparation of the Company's financial statements requires management to make judgments, estimates and assumptions that affect the reported amounts of revenues, expenses, assets and liabilities, and the disclosure of contingent liabilities at the end of each reporting period. However, uncertainty about these assumptions and estimates could result in outcomes that could require a material adjustment to the carrying amount of the asset or liability affected in the future periods.

In the process of applying the Company's accounting policies, management has made the following judgments, apart from those involving estimations, which have the most significant effect on the amounts recognised in the financial statements:

**(a) *Determination of insurance contract liabilities***

The insurance contract liabilities of the Company comprise the claim liabilities and premium liabilities. Claim liabilities consist of outstanding claims notified and outstanding claims IBNR while premium liabilities consist of the reserve for unexpired risks, net of DAC and their values are carried in the balance sheet as disclosed in Note 12 to the financial statements.

The insurance contract liabilities are determined by the Certifying Actuary at the best estimates for the years ended 31 December 2018 and 2017. An additional provision of approximately \$6,239,787 (2017: \$5,551,768) is required if the insurance contract liabilities are calculated at a 75% level of sufficiency.

The estimates of premium and claim liabilities are sensitive to various factors and uncertainties as disclosed. The establishment of these estimates is an inherently uncertain process and, as a consequence of this uncertainty, the eventual cost of settlement of premium and claim liabilities can vary from the initial estimates.

Because of the delays that arise between the occurrence of a claim and its subsequent notification and eventual settlement, the outstanding claims provisions are not known with certainty at the balance sheet, and must instead be estimated as explained above.

Consequently, the ultimate liabilities will vary as a result of subsequent developments. Differences resulting from reassessment of the ultimate liabilities are recognised in subsequent financial statements.



### 3. Significant accounting judgements and estimates (cont'd)

#### (a) *Determination of insurance contract liabilities (cont'd)*

The table below is intended to illustrate the level of uncertainty within the claims reserves and unearned premiums reserves:

Two scenarios are shown:

- (i) The impact (based on the actuarial model) of increasing claims provision and unearned premium reserves from the level that provides the best estimate to the level that provides a 75% level of assurance.
- (ii) The impact of increasing all individually estimated case reserves by 5% illustrating the sensitivity of the claims provision to the individual estimates formulated by loss adjusters.

	Increase/ (decrease) of net insurance contract liabilities \$'000	Increase/ (decrease) in profit before tax \$'000
<b>2018</b>		
Increase claims provision and unearned premium reserves from best estimate to 75% adequacy level	6,240	6,240
Increase reported claims case reserves by 5%	1,695	(1,695)
<b>2017</b>		
Increase claims provision and unearned premium reserves from best estimate to 75% adequacy level	5,551	(5,551)
Increase reported claims case reserves by 5%	1,394	(1,394)

3. Significant accounting judgements and estimates (cont'd)

(b) *Impairment of available-for-sale investments*

The Company records impairment charges on available-for-sale equity investments when there has been a significant or prolonged decline in the fair value below their cost. The determination of what is "significant" or "prolonged" requires judgment. In making this judgment, the Company evaluates, among other factors, historical share price movements and the duration and extent to which the fair value of an investment is less than its cost. There was no impairment loss recognised for available-for-sale financial assets for the financial year ended 31 December 2018 and 2017.

(c) *Taxes*

Uncertainties exist with respect to the interpretation of complex tax regulations and the amount and timing of future taxable income. Given the wide range of business relationships and the long-term nature and complexity of existing contractual agreements, differences arising between the actual results and the assumptions made, or future changes to such assumptions, could necessitate future adjustments to tax provisions already recorded. The Company establishes provisions, based on reasonable estimates, for possible consequences of audits by the tax authorities of the respective countries in which it operates. The amount of such provisions is based on various factors, such as experience of previous tax audits and differing interpretations of tax regulations by the Company and the Singapore tax authority. Such differences of interpretation may arise on a wide variety of issues.

Deferred tax assets are recognised for all unused tax losses to the extent that it is probable that taxable profit will be available against which the losses can be utilised. Significant management judgment is required to determine the amount of deferred tax assets that can be recognised, based upon the likely timing and level of future taxable profits together with future tax planning strategies.

EQ Insurance Company Limited

Notes to the financial statements  
For the financial year ended 31 December 2018

4. Property and equipment

	Furniture and fittings \$	Office equipment and computers \$	Office renovation \$	Motor vehicles \$	Total \$
<b>Cost</b>					
At 1 January 2017	210,982	1,972,416	604,488	190,350	2,978,236
Additions	–	399,251	26,139	–	425,390
Disposals	–	(985)	–	–	(985)
At 31 December 2017 and 1 January 2018	210,982	2,370,682	630,627	190,350	3,402,641
Additions	–	173,903	–	–	173,903
Disposals	–	(7,900)	–	–	(7,900)
At 31 December 2018	210,982	2,536,685	630,627	190,350	3,568,644
<b>Accumulated depreciation</b>					
At 1 January 2017	47,973	1,253,097	173,837	124,413	1,599,320
Charge for the year	20,916	217,658	132,793	28,169	399,536
Disposals	–	(328)	–	–	(328)
At 31 December 2017 and 1 January 2018	68,889	1,470,427	306,630	152,582	1,998,528
Charge for the year	20,150	287,172	134,126	17,768	459,216
Disposals	–	(4,872)	–	–	(4,872)
At 31 December 2018	89,039	1,752,727	440,756	170,350	2,452,872
<b>Net carrying amounts</b>					
At 31 December 2017	142,093	900,255	323,997	37,768	1,404,113
At 31 December 2018	121,943	783,958	189,871	20,000	1,115,772

**EQ Insurance Company Limited**

**Notes to the financial statements**  
**For the financial year ended 31 December 2018**

**5. Investment securities**

	<b>2018</b>	<b>2017</b>
	<b>\$</b>	<b>\$</b>
<b>Non-current:</b>		
<i>Available-for-sale financial assets</i>		
- Equity instruments (quoted)	2,518,300	4,609,300
- Bonds (quoted)	1,288,260	1,326,540
<i>Held-to-maturity investments</i>		
- Bonds (quoted)	23,764,865	23,444,409
- Bonds (unquoted)	1,500,000	1,500,000
	29,071,425	30,880,249
<b>Current:</b>		
<i>Held for trading investments</i>		
- Equity instruments (quoted)	10,856,507	10,462,123

The maturity of the investments in bonds and equity instruments are disclosed in Note 20 (f). Investments in bonds bear interest ranging from 2.23% to 4.65% per annum (2017: 1.83% to 4.65%).

(a) ***Fair value of financial instruments that are carried at fair value***

The following table shows an analysis of financial instruments carried at fair value by level of fair value hierarchy:

	<b>Quoted prices in active markets for identical instruments (Level 1) \$'000</b>	<b>Significant other observable inputs (Level 2) \$'000</b>	<b>Significant unobservable inputs (Level 3) \$'000</b>	<b>Total \$'000</b>
<b>2018</b>				
<b>Financial assets:</b>				
Held for trading investments				
- Equity instruments (quoted)	10,857	–	–	10,857
Available-for-sale financial assets				
- Equity instruments (quoted)	2,518	–	–	2,518
- Bonds (quoted)	1,288	–	–	1,288
At 31 December 2018	14,663	–	–	14,663

**EQ Insurance Company Limited**

**Notes to the financial statements**  
**For the financial year ended 31 December 2018**

**5. Investment securities (cont'd)**

**(a) Fair value of financial instruments that are carried at fair value (cont'd)**

	Quoted prices in active markets for identical instruments (Level 1) \$'000	Significant other observable inputs (Level 2) \$'000	Significant unobservable inputs (Level 3) \$'000	Total \$'000
<b>2017</b>				
<b>Financial assets:</b>				
Held for trading investments				
- Equity instruments (quoted)	10,462	—	—	10,462
Available-for-sale financial assets				
- Equity instruments (quoted)	4,609	—	—	4,609
- Bonds (quoted)	1,327	—	—	1,327
At 31 December 2017	16,398	—	—	16,398

**(b) Fair value hierarchy**

The Company classify fair value measurement using a fair value hierarchy that reflects the significance of the inputs used in making the measurements. The fair value hierarchy have the following levels:

Level 1 - Quoted prices (unadjusted) in active markets for identical assets or liabilities

Level 2 - Inputs other than quoted prices included within Level 1 that are observable for the asset or liability, either directly (i.e., as prices) or indirectly (i.e., derived from prices), and

Level 3 - Inputs for the asset or liability that are not based on observable market data (unobservable inputs)

**(c) Determination of fair value**

*Quoted equity and bond instruments:* Fair value is determined directly by reference to their published market bid price at the balance sheet date.

*Unquoted corporate bonds:* Fair value is estimated by using a discounted cash flow model based on various assumptions, including current and expected future credit losses, market rates of interest, prepayment rates and assumptions regarding market liquidity.

**EQ Insurance Company Limited**

**Notes to the financial statements**  
**For the financial year ended 31 December 2018**

---

**5. Investment securities (cont'd)**

(d) ***Fair value of financial instruments that are carried at amortised cost***

The following shows an analysis of financial instruments carried at amortised cost in the financial statements and their respective fair value:

	<b>Carrying value</b> \$'000	<b>Market value</b> \$'000
<b>2018</b>		
<b><u>Quoted investments</u></b>		
Corporate bonds, at cost	23,847	23,804
Less : Amortisation of premiums	(82)	–
	<u>23,765</u>	<u>23,804</u>
<b>2017</b>		
<b><u>Quoted investments</u></b>		
Corporate bonds, at cost	23,511	23,943
Less : Amortisation of premiums	(67)	–
	<u>23,444</u>	<u>23,943</u>
<b>2018</b>		
<b><u>Unquoted investments</u></b>		
Corporate bonds, at cost	1,500	1,502
Add : Amortisation of discounts	–	–
	<u>1,500</u>	<u>1,502</u>
<b>2017</b>		
<b><u>Unquoted investments</u></b>		
Corporate bonds, at cost	1,500	1,517
Add : Amortisation of discounts	–	–
	<u>1500</u>	<u>1,517</u>

## 5. Investment securities (cont'd)

(d) *Fair value of financial instruments that are carried at amortised cost (cont'd)*

The following table shows an analysis of financial instruments carried at amortised cost but for which fair value is disclosed by level of fair value hierarchy:

	Quoted prices in active markets for identical instruments (Level 1) \$'000	Significant other observable inputs (Level 2) \$'000	Significant unobservable inputs (Level 3) \$'000	Total \$'000
<b>2018</b>				
<b>Financial assets:</b>				
Held-to-maturity investments				
- Bonds (quoted)	23,804	—	—	23,804
- Bonds (unquoted)	—	1,502	—	1,502
At 31 December 2018	23,804	1,502	—	25,306
<b>2017</b>				
<b>Financial assets:</b>				
Held-to-maturity investments				
- Bonds (quoted)	23,943	—	—	23,943
- Bonds (unquoted)	—	1,517	—	1,517
At 31 December 2017	23,943	1,517	—	25,460

**EQ Insurance Company Limited**

**Notes to the financial statements**  
**For the financial year ended 31 December 2018**

**6. Trade receivables**

	<b>2018</b>	<b>2017</b>
	\$	\$
Due from insured, agents, brokers and reinsurers	8,324,428	7,811,445
Due from cedants	298,837	301,540
Deposits of retrocessionaires	12,096	12,550
	<hr/> 8,635,361	<hr/> 8,125,535
Less: Allowance for doubtful receivables:		
Due from cedants	(298,837)	(301,540)
	<hr/> 8,336,524	<hr/> 7,823,995

(a) ***Receivables that are past due but not impaired***

The aged analysis of the insurance receivables that are not considered to be impaired is as follows:

	<b>2018</b>	<b>2017</b>
	\$	\$
Neither past due nor impaired	5,092,946	5,190,614
61 to 90 days	1,470,253	1,076,478
91 to 120 days	859,163	638,999
More than 120 days	914,162	917,904
	<hr/> 8,336,524	<hr/> 7,823,995

Receivables that were past due but not impaired, amounting to \$3,243,578 as at 31 December 2018 (2017: \$2,633,381) relate to a number of third party customers that have a good track record with the Company. Based on past experience, management is of the opinion that no impairment is necessary in respect of these balances as there has not been a significant change in credit quality and the balances are still considered to be fully recoverable.



**EQ Insurance Company Limited****Notes to the financial statements  
For the financial year ended 31 December 2018**

---

**6. Trade receivables (cont'd)****(b) *Receivables that are impaired***

The Company has trade receivables that are impaired at the end of the reporting period and the movement of the allowance accounts used to record the impairment are as follows:

	<b>2018</b>	<b>2017</b>
	<b>\$</b>	<b>\$</b>
Movement in allowance accounts:		
At 1 January	301,540	304,816
Charge for the year	252	327
Written back	(2,955)	(3,602)
At 31 December	<u>298,837</u>	<u>301,540</u>

Due from insured, agents, brokers and reinsurers are non-interest bearing and are generally on 60 to 90 days' terms. They are recognised at their original invoice amounts which represent their fair value due to the short-term nature of these balances.

**7. Amounts due from/(due to) related companies**

	<b>2018</b>	<b>2017</b>
	<b>\$</b>	<b>\$</b>
Trade related	712,528	1,211,591
Non-trade related	—	—
Amounts due from related companies	<u>712,528</u>	<u>1,211,591</u>
Trade related	—	—
Non-trade related	(50,877)	(34,617)
Amounts due to related companies	<u>(50,877)</u>	<u>(34,617)</u>

Amounts that are trade related are unsecured, non-interest bearing and subject to normal trade terms of generally 60 to 90 days' term and represent their fair value due to the short-term nature of these balances.

**EQ Insurance Company Limited****Notes to the financial statements****For the financial year ended 31 December 2018****8. Other receivables**

	<b>2018</b>	<b>2017</b>
	\$	\$
Accrued interest income	584,697	519,258
Input goods and services tax	635,236	642,294
Income tax recoverable	447	107
Miscellaneous receivables	–	1,477
	<u>1,220,380</u>	<u>1,163,136</u>

**9. Cash, bank balances and deposits**

Cash and cash equivalents comprise the following:

	<b>2018</b>	<b>2017</b>
	\$	\$
Fixed deposits	63,322,933	56,647,927
Cash and bank balances	10,379,206	6,674,163
Cash, bank balances and deposits included in the balance sheet which approximate fair value	73,702,139	63,322,090
Deposits held on behalf of policyholders in respect of insurance business (Note 10)	(1,818,174)	(1,738,450)
Deposits with maturities of more than 3 months other than those held on behalf of policyholders	(61,504,759)	(54,909,477)
Cash and cash equivalents included in the cash flow statement	<u>10,379,206</u>	<u>6,674,163</u>

Cash, bank balances and deposits denominated in foreign currencies at 31 December are as follows:

United States Dollar	6,751,853	7,124,560
Malaysian Ringgit	44,446	37,566
Singapore Dollar	66,905,840	56,159,964
	<u>73,702,139</u>	<u>63,322,090</u>

Fixed deposits are placed with reputable financial institutions for varying periods not exceeding one year, depending on the immediate cash requirements of the Company, and earn interest at the prevailing fixed deposit rates which range from 1.25% to 2.98% per annum (2017: 1.09% to 2.04%).

**EQ Insurance Company Limited****Notes to the financial statements  
For the financial year ended 31 December 2018**

---

**10. Trade payables**

	<b>2018</b>	<b>2017</b>
	<b>\$</b>	<b>\$</b>
Cash collateral placed by policyholders	1,818,174	1,738,450
Amount due to reinsurers	1,885,184	753,548
Due to insured, agents, brokers and reinsurers	107,371	62,966
Amounts due to retrocessionaires	162,204	162,204
Cedant deposits	172,359	172,360
Amount due to ceding companies	95,637	98,381
	<b>4,240,929</b>	<b>2,987,909</b>

The cash collateral obtained from policyholders are held in bank accounts or placed in fixed deposits with financial institutions.

The carrying amounts of trade payables approximate their fair values due to the short term nature of these balances. Trade payables are unsecured, non-interest bearing and subject to normal trade terms of generally 60 to 90 days' term and represent their fair value due to the short-term nature of these balances

**11. Other payables**

	<b>2018</b>	<b>2017</b>
	<b>\$</b>	<b>\$</b>
Provisions	1,436,184	1,582,849
Output goods and service tax	808,571	731,724
Accrued expenses	629,907	915,574
Dividends payable	150,000	—
Others	419,219	348,542
	<b>3,443,881</b>	<b>3,578,689</b>

The carrying amount of other payables approximates its fair value and are unsecured, non-interest bearing which are generally payable on demand.

**EQ Insurance Company Limited**

**Notes to the financial statements**  
**For the financial year ended 31 December 2018**

**12. Insurance contract liabilities and reinsurance assets**

<b>2018</b>	<b>Gross \$</b>	<b>Recoverable from reinsurers \$</b>	<b>Net \$</b>
Claims reported and loss adjustment expenses	42,174,179	(7,683,731)	34,490,448
Claims incurred but not reported	10,120,601	–	10,120,601
Claims liabilities	52,294,780	(7,683,731)	44,611,049
Premium liabilities	23,610,054	(2,270,150)	21,339,904
<b>Total</b>	<b>75,904,834</b>	<b>(9,953,881)</b>	<b>65,950,953</b>

<b>2017</b>			
Claims reported and loss adjustment expenses	33,042,740	(4,569,188)	28,473,552
Claims incurred but not reported	15,029,631	–	15,029,631
Claims liabilities	48,072,371	(4,569,188)	43,503,183
Premium liabilities	20,491,215	(2,232,397)	18,258,818
<b>Total</b>	<b>68,563,586</b>	<b>(6,801,585)</b>	<b>61,762,001</b>

**(a) Claims liabilities**

<b>2018</b>	<b>Gross \$</b>	<b>Recoverable from reinsurers \$</b>	<b>Net \$</b>
Notified claims	33,042,740	(4,569,188)	28,473,552
Incurred but not reported	15,029,631	–	15,029,631
Total at beginning of year	48,072,371	(4,569,188)	43,503,183
Cash paid for claims settled in the year	(29,848,442)	2,297,756	(27,550,686)
Increase in liabilities			
- Arising from current year claims	31,450,196	(5,945,398)	25,504,798
- Arising from prior year claims	2,620,655	533,099	3,153,754
<b>Total at end of year</b>	<b>52,294,780</b>	<b>(7,683,731)</b>	<b>44,611,049</b>

Notified claims	42,174,179	(7,683,731)	34,490,448
Incurred but not reported	10,120,601	–	10,120,601
	52,294,780	(7,683,731)	44,611,049

**EQ Insurance Company Limited**

**Notes to the financial statements**  
**For the financial year ended 31 December 2018**

**12. Insurance contract liabilities and reinsurance assets (cont'd)**

**(a) Claims liabilities (cont'd)**

<b>2017</b>	<b>Gross \$</b>	<b>Recoverable from reinsurers \$</b>	<b>Net \$</b>
Notified claims	34,210,160	(5,164,604)	29,045,556
Incurred but not reported	16,584,819	—	16,584,819
Total at beginning of year	50,794,979	(5,164,604)	45,630,375
Cash paid for claims settled in the year	(24,709,261)	(458,350)	(25,167,611)
Increase in liabilities			
- Arising from current year claims	21,406,561	(735,991)	20,670,570
- Arising from prior year claims	580,092	1,789,757	2,369,849
Total at end of year	48,072,371	(4,569,188)	43,503,183
Notified claims	33,042,740	(4,569,188)	28,473,552
Incurred but not reported	15,029,631	—	15,029,631
	48,072,371	(4,569,188)	43,503,183

The tables below show the development of claims over a period of time on a net and gross of reinsurance basis. It shows the cumulative incurred and notified claims, for each successive accident year at each balance sheet date, together with cumulative claims, payments and total IBNR claims as at the current balance sheet date.

Claims development is shown for the last five accident years, with the liability held as at the current balance sheet date for accident years 2013 and prior and IBNR claims being shown as a separate item.

**EQ Insurance Company Limited**

**Notes to the financial statements**  
**For the financial year ended 31 December 2018**

**12. Insurance contract liabilities and reinsurance assets (cont'd)**

**(a) Claims liabilities (cont'd)**

***Analysis of claims development – Gross of reinsurance***

<u>Accident Year</u>	<b>2014</b>	<b>2015</b>	<b>2016</b>	<b>2017</b>	<b>2018</b>	<b>Total</b>
	\$'000	\$'000	\$'000	\$'000	\$'000	\$'000
End of accident year						
1 year later	22,788	21,036	25,807	22,962	36,359	128,952
2 years later	28,919	26,145	30,768	29,148		114,980
3 years later	30,025	27,835	29,878			87,738
4 years later	29,436	27,612				57,048
5 years later	27,699					27,699
Current estimate of cumulative claims	27,699	27,612	29,878	29,148	36,359	150,696
Cumulative payments to date	(25,875)	(25,034)	(23,179)	(22,173)	(13,523)	(109,784)
Liability recognised in the balance sheet	1,824	2,578	6,699	6,975	22,836	40,912
Outstanding liability pertaining to accident year 2013 and before IBNR						1,262
						10,121
						52,295

***Analysis of claims development – Net of reinsurance***

<u>Accident Year</u>	<b>2014</b>	<b>2015</b>	<b>2016</b>	<b>2017</b>	<b>2018</b>	<b>Total</b>
	\$'000	\$'000	\$'000	\$'000	\$'000	\$'000
End of accident year						
1 year later	16,270	17,425	23,118	22,225	30,414	109,452
2 years later	21,574	22,720	27,205	27,278		98,777
3 years later	22,564	23,071	26,658			72,293
4 years later	22,107	22,914				45,021
5 years later	21,258					21,258
Current estimate of cumulative claims	21,258	22,914	26,658	27,278	30,414	128,522
Cumulative payments to date	(20,006)	(20,470)	(21,655)	(20,538)	(12,426)	(95,095)
Liability recognised in the balance sheet	1,252	2,444	5,003	6,740	17,988	33,427
Outstanding liability pertaining to accident year 2013 and before IBNR						1,063
						10,121
						44,611

**EQ Insurance Company Limited**

**Notes to the financial statements**  
**For the financial year ended 31 December 2018**

**12. Insurance contract liabilities and reinsurance assets (cont'd)**

**(b) Premium liabilities (net of deferred acquisition cost)**

	<b>Gross</b>	<b>Recoverable</b>	<b>Net</b>
	<b>\$</b>	<b>from reinsurers</b>	<b>\$</b>
<b>2018</b>			
At beginning of the year	20,491,215	(2,232,397)	18,258,818
Increase during the year	3,118,839	(37,753)	3,081,086
At end of the year	23,610,054	(2,270,150)	21,339,904
<b>2017</b>			
At beginning of the year	18,992,877	(2,597,415)	16,395,462
Increase during the year	1,498,338	365,018	1,863,356
At end of the year	20,491,215	(2,232,397)	18,258,818

**13. Deferred tax assets - net**

	<b>2018</b>	<b>2017</b>
	<b>\$</b>	<b>\$</b>
<b>Deferred income tax (assets) and liabilities</b>		
An excess of net book value over tax written down value of property and equipment	(62,303)	7,777
Revaluations to fair value:		
- Held-to-maturity investments	(13,963)	(11,456)
- Held for trading investments	70,406	333,006
- Available-for-sale financial assets	9,615	31,211
Accrued interest	99,398	88,274
Unabsorbed tax losses	(890,904)	(778,930)
Unabsorbed capital allowances	(789,739)	(764,939)
Unabsorbed donations	(8,815)	(6,303)
Total net deferred tax assets	(1,586,305)	(1,101,360)

**EQ Insurance Company Limited**

**Notes to the financial statements**  
**For the financial year ended 31 December 2018**

**13. Deferred tax assets - net (cont'd)**

Movement in net deferred tax assets is as follows:

	<b>2018</b>	<b>2017</b>
	S\$	S\$
At beginning of the year	(1,101,360)	(516,946)
Credited to profit or loss	(463,349)	(580,137)
Credited to other comprehensive income	(21,596)	(4,277)
At end of the year	(1,586,305)	(1,101,360)

**14. Share capital**

	<b>2018</b>		<b>2017</b>	
	No. of shares issued	\$	No. of shares issued	\$
<b><i>Issued and fully paid ordinary shares</i></b>				
As at 1 January and at 31 December	107,500,000	40,000,000	107,000,000	39,500,000
Shares issued during the year	5,700,000	5,700,000	500,000	500,000
At 31 December	113,200,000	45,700,000	107,500,000	40,000,000

The holders of ordinary shares as at 31 December 2018 are entitled to receive dividends as and when declared by the Company. All ordinary shares carry one vote per share without restrictions. The ordinary shares have no par value.



**EQ Insurance Company Limited**

**Notes to the financial statements**  
**For the financial year ended 31 December 2018**

**15. Net underwriting results from reinsurance business (in run-off)**

	2018 \$	2017 \$
Gross refund premiums	—	—
Retrocessionaires	—	—
Net written premiums	—	—
Claims	—	—
Loss reserves:		
At beginning of financial year	589,700	589,700
At end of financial year	(589,700)	(589,700)
Incurred/(paid) claims	—	—
Net underwriting	—	—

**16. Investment and other income**

	2018 \$	2017 \$
Interest income on:		
- Fixed deposits	888,045	832,025
- Government securities and fixed interest securities	895,693	957,076
Dividend income on investment securities	676,024	545,791
Net realised gains on sale of investment securities	337,556	420,822
Net unrealised (losses)/gains on held-for-trading investments	(1,544,704)	1,313,955
Others	221,461	206,787
	1,474,075	4,276,456

**EQ Insurance Company Limited****Notes to the financial statements  
For the financial year ended 31 December 2018****17. Loss before tax**

This is stated after charging/(crediting) the following:

	<b>2018</b>	<b>2017</b>
	\$	\$
Directors' fees	137,900	150,600
Chairman's fees	134,950	151,450
Employee benefit expenses	6,925,139	6,003,283
Rental expense	859,985	918,085
Amortisation of premium on held-to-maturity investment	7,488	10,329
Depreciation of property and equipment	459,216	399,536
Loss on disposal of property and equipment	3028	657
Foreign exchange (gain)/loss:		
- Unrealised	(105,225)	593,495
- Realised	18,828	1,760
Charges to doubtful debts	252	327
Write-back of doubtful debts	(2,955)	(3,602)
Bad debts written off	3,860	3,322

**18. Taxation****(a) Major components of income tax expense/(credit) for the year ended 31 December:**

	<b>2018</b>	<b>2017</b>
	\$	\$
Current tax		
Provision for Singapore taxation in respect of previous year profit	—	—
Tax refund	—	—
Deferred taxation	(463,349)	(580,137)
Tax credit	(463,349)	(580,137)

**18. Taxation (cont'd)****(b) Relationship between tax credit and accounting profit**

A reconciliation between the tax credit and the product of accounting profit multiplied by the applicable tax rate for the years ended 31 December is as follows:

	<b>2018</b>	<b>2017</b>
	<b>\$</b>	<b>\$</b>
Loss before tax	(2,003,884)	(558,377)
Tax at statutory rate of 17% (2017:17%)	(340,660)	(94,924)
Adjustments:		
Permanent differences/non-deductible expenses and allowances	321,292	(331,164)
Income not subject to tax	(58,457)	(34,945)
Deferred tax asset not recognised	(338,447)	(67,479)
Tax effect of income brought to tax at 10%	(47,077)	(51,625)
Tax credit	(463,349)	(580,137)

In 2018, the Company has unutilised tax losses, capital allowances and donations of approximately \$9,937,986 (2017: \$9,100,000) available for offset against future taxable profits. Deferred tax asset has been recognised on these tax losses, capital allowances and donations amounting to \$1,689,458 (2017: \$1,550,172) as it has become probable that the future taxable profit will allow the deferred tax asset to be recovered. The use of these tax losses is subject to agreement of the tax authorities and compliance with certain provisions of the tax legislation.

**19. Related party transactions**

An entity or individual is considered a related party of the Company for the purposes of the financial statements if (i) it possesses the ability (directly or indirectly) to control or exercise significant influence over the operating and financial decisions of the Company or vice versa; or (ii) it is subject to common control or common significant influence.

In addition to the related party information disclosed elsewhere in the financial statements, the following significant transactions between the Company and related parties who are not members of the Company took place during the year at terms agreed between the parties:

	<b>2018</b>	<b>2017</b>
	\$	\$
<b><i>Holding company</i></b>		
Payments towards operating expenses	142,134	262,513
Management fees	549,903	436,393
	<hr/>	<hr/>
<b><i>Related companies and related parties</i></b>		
Payment deducted from operating expenses - net	5,494	756
Commission expense	232,438	357,314
Insurance premium	47,151	74,533
Secretarial fee	7,210	7,552
Travelling expenses	289,366	252,195
Purchase of goods	10,648	10,193
	<hr/>	<hr/>
<b><i>Key management remuneration</i></b>		
Salaries (including benefits-in-kind)	754,068	493,217
CPF	37,460	23,116
	<hr/>	<hr/>

**20. Financial risk management**

***Financial risk management objectives and policies***

The Company is exposed to insurance risk, credit risk, liquidity risk, market risk, primarily changes in interest rates and foreign currency exchange rates as well as using other instruments in connection with its risk management activities. The Company does not hold or issue derivative financial instruments for hedging and trading purposes.

The Company has written risk management policies and guidelines which set out its overall business strategies, its tolerance for risk and its general risk management philosophy. Such written policies are reviewed annually by the Board of Directors and monthly reviews are undertaken to ensure that the Company's policy guidelines are adhered to.

**(a) Insurance risk**

The Company writes a book of general insurance business comprising mainly Motor, Workmen's Compensation and Property.

The Company purchases reinsurance coverage on both treaty and facultative basis. The Company's net retention varies according to product lines and loss experience.

The risk under insurance contract is the possibility of occurrence of insured event and uncertainty of the amount and timing of resulting claim. The principal risk the Company faces under such contracts is that the actual claims exceed the carrying amount of insurance liabilities. This could occur due to any of the following:

- |                  |   |   |
|------------------|---|---|
| Occurrence risk  | - | the possibility that the number of insured events will differ from those expected                                 |
| Severity risk    | - | the possibility that the cost of the events will differ from those expected                                       |
| Development risk | - | the possibility that changes may occur in the amount of an insurer's obligation at the end of the contract period |

The variability of risks is improved by diversification of risk of loss to a large portfolio of insurance contracts as a more diversified portfolio is less likely to be affected across the board by changes in any subset of the portfolio. The variability of risks is also improved by careful selection and implementation of underwriting strategy and guidelines.

**20. Financial risk management (cont'd)**

***Financial risk management objectives and policies (cont'd)***

**(a) Insurance risk (cont'd)**

The objective of the Company is to control and minimise insurance risk to reduce volatility of operating profits. The Company manages insurance risk through the following mechanism:

- Guidelines are issued for concluding reinsurance contracts and assuming reinsurance risks.
- Proactive claims handling procedures are followed to investigate and adjust claims, thereby preventing settlement of dubious or fraudulent claims.
- Reinsurance is used to limit the Company's exposure to large claims and catastrophes by placing risk with re-insurers providing high security.
- Diversification is accomplished by achieving sufficiently large population or risks to reduce the variability of the expected outcome. The diversification strategy seeks to ensure that underwritten risks are well diversified in terms of type and amount of risk and industry.

The Company relies on its reinsurance arrangements for its liquidity and solvency where large loss arises. Its reinsurance placements are diversified and spread amongst selected reinsurers to avoid over reliance on any single reinsurer.

To mitigate the risk of reinsurance failure, the Company adopts a strict reinsurance management policy that is governed by two key criteria, namely reinsurance usage selection and reinsurance usage concentration. The Company monitors the indicators actively and takes corrective action whenever the need arises.

## 20. Financial risk management (cont'd)

*Financial risk management objectives and policies (cont'd)*(a) *Insurance risk (cont'd)*

The table below sets out the concentration of the general insurance risk as at balance sheet date:

By class of business	General insurance contract			
	As at 31 December 2018		As at 31 December 2017	
	Net premium liabilities	Net claims liabilities	Net premium liabilities	Net claims liabilities
	\$	\$	\$	\$
Cargo	57,285	63,169	13,677	128,868
Hull	30,222	11,455	10,793	56,000
Fire	469,909	1,188,001	260,924	1,183,087
Motor	10,231,594	21,170,495	11,004,279	20,144,322
Workmen's compensation	4,237,593	14,653,131	3,599,203	15,536,453
Personal accident	282,350	302,946	128,368	247,129
Health	2,221,649	2,898,740	1,555,082	2,595,176
Public liability	1,334,333	1,050,507	301,458	1,273,788
Bonds	1,652,706	631,234	827,214	585,890
Engineering	370,198	2,018,546	201,112	1,481,426
Professional indemnity	25,228	9,063	41,180	18,255
Trade credit	96,458	220,630	188,929	72,373
Miscellaneous	330,379	393,132	126,599	180,416
	21,339,904	44,611,049	18,258,818	43,503,183

Most of the Company's business is derived from Singapore and, accordingly, a geographical analysis by country is not relevant to the Company.

Insurance contract liabilities - assumptions and sensitivities

As this is the ninth year the Company is operating its direct general insurance business, its claims reserving and review processes had improved to capture the latest available information and speed up claims settlements. The case estimates are reviewed by the external appointed actuary, JP Wall Consulting Partners.

(b) *Interest rate risk*

The Company's exposure to market risk for changes in interest rates relates primarily to the Company's investment portfolio. The Company does not use derivative financial instruments to hedge its investment portfolio. The portfolio includes only debt securities which are primarily held to maturity and with active secondary or resale markets to ensure portfolio liquidity. The Company does not have significant exposure to fluctuations in interest rates since almost all of its debt securities are held until maturity.

**20. Financial risk management (cont'd)**

***Financial risk management objectives and policies (cont'd)***

**(c) Market price risk**

Market price risk is the risk that the fair value or future cash flows of the Company's financial instruments will fluctuate because of changes in market prices (other than interest or foreign currency exchange rates). The Company is exposed to equity price risk arising from its investment in quoted equity instruments. These instruments are quoted on the Singapore Exchange Securities Trading Limited (SGX-ST) in Singapore and are classified as held for trading or available-for-sale financial assets. The Company does not have exposure to commodity price risk.

The Company's objective is to manage investment returns and equity price risk using investment grade shares with steady dividend yields. The Company's policy is to limit its interest in the held-for-trading equity shares to 20% (2017: 20%) of its entire investment portfolio.

At the balance sheet date, if the market prices of the equity investments had been 5% (2017: 5%) higher/lower with all other variables held constant, the Company's profit before tax would increase/decrease by \$542,825 (2017: \$523,106) as the Company held some equity investments classified as held for trading. The Company's equity would have been \$668,740 (2017: \$753,571) higher/lower, arising as a result of an increase/decrease in the fair value of held for trading and available-for-sale equity instruments.

The method used for deriving sensitivity analysis and significant variables did not change from the previous year.

**(d) Credit risk**

Credit risk arising from the inability of a counterparty to meet the terms of the Company's financial instrument contracts is generally limited to the amounts, if any, by which the counterparty's obligations exceed the obligations of the Company. It is the Company's policy to enter into financial instruments with a diversity of creditworthy counterparties. Therefore, the Company does not expect to incur material credit losses on its risk management or other financial instruments.

The Company's maximum exposure to credit risk (not taking into account the value of any collateral or other security held) in the event the counterparties fail to perform their obligations as of 31 December 2018 and 31 December 2017 in relation to each class of recognised financial assets, is the carrying amount of those assets as indicated in the balance sheet.

Concentrations of credit risk exist when changes in economic, industry or geographic factors similarly affect the counterparties whose aggregate credit exposure is significant in relation to the Company's total credit exposure. The Company's portfolio of financial instruments is broadly diversified along industry, product and geographic lines, and transactions are entered into with diverse creditworthy counterparties, thereby mitigating any significant concentration of credit risk.

Reinsurance is placed with highly rated reinsurers and concentration of risk is monitored periodically. The Company reviews the creditworthiness of reinsurers before renewing the reinsurance arrangements annually, in accordance to the prevailing reinsurance strategy and guidelines.



**EQ Insurance Company Limited**

**Notes to the financial statements**  
**For the financial year ended 31 December 2018**

**20. Financial risk management (cont'd)**

***Financial risk management objectives and policies (cont'd)***

(d) *Credit risk (cont'd)*

The tables below indicate the credit risk exposure of the Company at 31 December 2018 and 2017 by classifying financial assets and liabilities according to cash ratings of the counterparties:

	AAA \$	AA \$	A \$	Others or not rated \$	Total \$
<b>At 31 December 2018</b>					
<b>In Singapore dollars</b>					
Financial assets at fair value through profit or loss					
Equity securities	679,503	4,606,778	1,130,800	4,439,426	10,856,507
Available-for-sale financial assets					
Equity securities	—	2,518,300	—	—	2,518,300
Debt Securities	—	1,288,260	—	—	1,288,260
Held-to-maturity financial assets					
Debt securities	3,000,000	500,000	4,000,164	17,764,701	25,264,865
Due from insured, agents and brokers	—	2,213	69,056	8,042,080	8,113,349
Due from reinsurers	—	42,929	168,297	11,949	223,175
Other assets*	27,654	72,705	323,471	1,715,788	2,139,618
Cash, bank balances and deposits	—	19,350,579	53,466,285	885,275	73,702,139
<b>Total financial assets</b>	<b>3,707,157</b>	<b>28,381,764</b>	<b>59,158,073</b>	<b>32,859,219</b>	<b>124,106,213</b>
Trade and other payables	—	419,985	1,615,329	5,700,373	7,735,687
<b>Total financial liabilities</b>	<b>—</b>	<b>419,985</b>	<b>1,615,329</b>	<b>5,700,373</b>	<b>7,735,687</b>

\* Excluding prepayments amounting to \$266,298.

**EQ Insurance Company Limited**

**Notes to the financial statements**  
**For the financial year ended 31 December 2018**

**20. Financial risk management (cont'd)**

***Financial risk management objectives and policies (cont'd)***

(d) *Credit risk (cont'd)*

	AAA \$	AA \$	A \$	Others or not rated \$	Total \$
<b>At 31 December 2017</b>					
<b>In Singapore dollars</b>					
Financial assets at fair value through profit or loss					
- Equity securities	634,722	4,538,003	479,808	4,809,590	10,462,123
Available-for-sale financial assets					
- Equity securities	—	4,609,300	—	—	4,609,300
- Debt Securities	—	1,326,540	—	—	1,326,540
Held-to-maturity financial assets					
- Debt securities	—	500,000	4,000,238	20,444,171	24,944,409
Due from insured, agents and brokers	—	—	45,592	6,194,339	6,239,931
Due from reinsurers	—	588,105	979,137	16,822	1,584,064
Other assets*	—	74,122	268,450	2,260,988	2,603,560
Cash, bank balances and deposits	—	14,973,467	47,473,068	875,555	63,322,090
<b>Total financial assets</b>	<b>634,722</b>	<b>26,609,537</b>	<b>53,246,293</b>	<b>34,601,465</b>	<b>115,092,017</b>
<b>Trade and other payables</b>	<b>—</b>	<b>58,361</b>	<b>819,524</b>	<b>5,723,330</b>	<b>6,601,215</b>
<b>Total financial liabilities</b>	<b>—</b>	<b>58,361</b>	<b>819,524</b>	<b>5,723,330</b>	<b>6,601,215</b>

\* Excluding prepayments amounting to \$249,643.

**EQ Insurance Company Limited**

**Notes to the financial statements**  
**For the financial year ended 31 December 2018**

**20. Financial risk management (cont'd)**

***Financial risk management objectives and policies (cont'd)***

(e) *Foreign currency risk*

The Company underwrites its products in several countries and, as a result, is exposed to movements in foreign currency exchange rates.

The Company does not use foreign currency forward exchange contracts or purchased currency options for hedging and trading purposes.

The tables below show the foreign currency exchange position of the Company's assets and liabilities by major currencies:

	<b>SGD</b> \$	<b>RM</b> \$	<b>USD</b> \$	<b>Others</b> \$	<b>Total</b> \$
<b>At 31 December 2018</b>					
<b>In Singapore dollars</b>					
Financial assets at fair value through profit and loss					
- Equity securities	10,856,507	—	—	—	10,856,507
Available-for-sale financial assets					
- Equity securities	2,518,300	—	—	—	2,518,300
- Debt securities	1,288,260	—	—	—	1,288,260
Held-to-maturity financial assets					
- Debt securities	25,264,865	—	—	—	25,264,865
Due from insured, agents and brokers	6,920,476	—	1,151,559	41,314	8,113,349
Due from reinsurers	223,175	—	—	—	223,175
Other assets*	2,101,712	—	37,906	—	2,139,618
Cash, bank balances and deposits	66,905,840	44,446	6,751,853	—	73,702,139
<b>Total financial assets</b>	<b>116,079,135</b>	<b>44,446</b>	<b>7,941,318</b>	<b>41,314</b>	<b>124,106,213</b>
Trade and other payables	7,345,495	—	333,370	56,821	7,735,687
<b>Total financial liabilities</b>	<b>7,345,495</b>	<b>—</b>	<b>333,370</b>	<b>56,821</b>	<b>7,735,687</b>

\* Excluding prepayments amounting to \$266,298.

**EQ Insurance Company Limited**

**Notes to the financial statements**  
**For the financial year ended 31 December 2018**

**20. Financial risk management (cont'd)**

***Financial risk management objectives and policies (cont'd)***

**(e) *Foreign currency risk (cont'd)***

	<b>SGD</b> \$	<b>RM</b> \$	<b>USD</b> \$	<b>Others</b> \$	<b>Total</b> \$
<b>At 31 December 2017</b>					
<b>In Singapore dollars</b>					
Financial assets at fair value through profit and loss					
- Equity securities	10,405,652	—	56,471	—	10,462,123
Available-for-sale financial assets					
- Equity securities	4,609,300	—	—	—	4,609,300
- Debt securities	1,326,540	—	—	—	1,326,540
Held-to-maturity financial assets					
- Debt securities	24,276,100	—	668,309	—	24,944,409
Due from insured, agents and brokers	6,228,662	—	11,269	—	6,239,931
Due from reinsurers	1,584,064	—	—	—	1,584,064
Other assets*	2,561,057	—	42,503	—	2,603,560
Cash, bank balances and deposits	56,159,964	37,566	7,124,560	—	63,322,090
<b>Total financial assets</b>	<b>107,151,339</b>	<b>37,566</b>	<b>7,903,112</b>	<b>—</b>	<b>115,092,017</b>
Trade and other payables	6,543,899	—	44,442	12,874	6,601,215
<b>Total financial liabilities</b>	<b>6,543,899</b>	<b>—</b>	<b>44,442</b>	<b>12,874</b>	<b>6,601,215</b>

\* Excluding prepayments amounting to \$249,643.

## 20. Financial risk management (cont'd)

*Financial risk management objectives and policies (cont'd)*(e) *Foreign currency risk (cont'd)*

The following table demonstrates the sensitivity of the Company's profit before tax to a reasonably possible change in the USD, RM and Others, exchange rates against the respective functional currencies of the Company, with all other variables held constant.

	Profit before tax	
	2018	2017
	\$'000	\$'000
<b>RM/SGD</b>		
strengthened 5% (2017:5%)	-2	- 2
weakened 5% (2017:5%)	+2	+ 2
<b>USD/SGD</b>		
strengthened 5% (2017:5%)	-380	-393
weakened 5% (2017:5%)	380	393

(f) *Liquidity risk*

Liquidity risk is the risk that the Company will encounter difficulty in meeting financial obligations due to shortage of funds. The Company's exposure to liquidity risk arises primarily from mismatch of the maturities of financial assets and liabilities. The Company's objective is to maintain a balance between continuity of funding and flexibility through the use of stand-by credit facilities.

As at the balance sheet date, trade and other receivables, including those from related companies, other assets, cash, bank balances and deposits and trade and other payables, including those from related companies, will mature within one year.

The following table sets out the carrying amount, by maturity of the Company's investment securities.

	Less than 1 year \$'000	2 years to 5 years \$'000	Over 5 years \$'000	Total \$'000
<b>31 December 2018</b>				
Investment securities	14,370	19,558	6,000	39,928
<b>31 December 2017</b>				
Investment securities	15,650	21,192	4,500	41,342

**20. Financial risk management (cont'd)**

***Financial risk management objectives and policies (cont'd)***

(f) *Liquidity risk (cont'd)*

Fair values

The carrying amounts of trade and other receivables, trade and other payables, including those from related companies, cash, bank balances and deposits approximate their fair values due to their short-term nature.

**21. Capital management**

The Company has established a capital management policy to ensure that the Company maintains adequate capital to support business growth, taking into consideration regulatory requirements, and the underlying risks of the Company's business and operations. Capital includes equity attributable to the owners of the Company less the available-for-sale investment fair value reserves.

The Company's capital management processes include the following key measures:

- observing an established dividend policy, which aims to support the Company's business needs, comply with regulatory requirements and reward shareholders reasonably;
- setting appropriate risk limits to control the Company's exposure in the underlying risks of its business and operations;
- investing the Company's funds in liquid and marketable securities and following an appropriate asset allocation strategy to maintain high liquidity and achieve the Company's objective in growth and preservation of capital; and
- stress-testing the Company's financial conditions and capital adequacy under various stress scenarios to assess and enhance the Company's financial stability.

The Company is also required to maintain a minimum amount of capital and solvency requirements as prescribed under the Singapore Insurance Act (Chapter 142) and relevant Regulations. The Company has complied with such requirements during the financial year. The Company monitors its capital level on a regular basis to assess whether the capital adequacy requirements have been met.

The Company has no borrowings, contingent liabilities and loan capital as at 31 December 2018. There was no change in the Company's capital management objectives, policies and processes during the years ended 31 December 2018 and 31 December 2017.

**22. Commitments**

***Operating lease commitments***

As at the reporting date, the Company leases its office premises under lease agreements that are not cancellable. The leases contain renewable options.

Future minimum lease payments for the leases with initial or remaining terms of one year or more are as follows:

	2018 \$	2017 \$
Within 1 year	798,984	828,576
After 1 year but more than 5 years	266,328	1,065,312
	1,065,312	1,893,888

Rental expenses recognised in income statement during the financial year is disclosed in Note 17.

**23. Contingent liabilities - Litigation**

In respect of insurance agreements entered into in the normal course of business, the Company will face legal actions and has contingent liabilities arising thereon, where proceedings have been brought on behalf of various alleged classes of claimants and certain of these claimants seek damages of unspecified amounts. Whilst the outcome of such matters cannot be predicted with certainty, it is the opinion of the management that the ultimate outcome of such litigation will not have a material adverse impact on the Company's financial conditions, results of operations or cash flows.

**24. Authorisation of financial statements for issue**

The financial statements for the year ended 31 December 2018 of the Company were authorised for issue in accordance with a resolution of the directors on 26 March 2019.